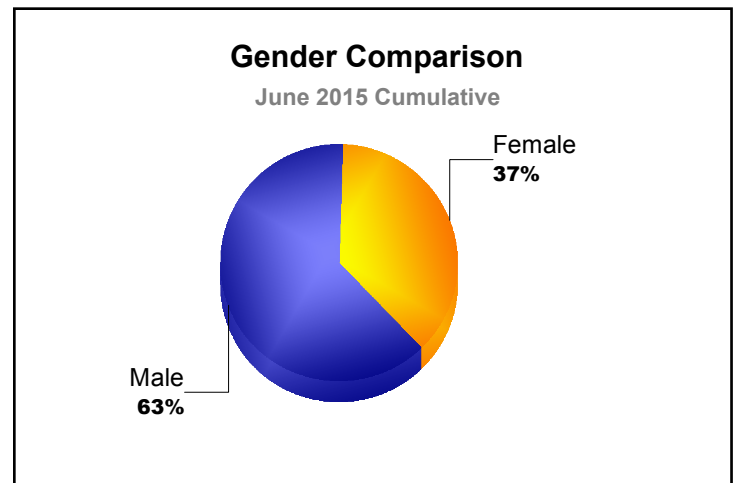
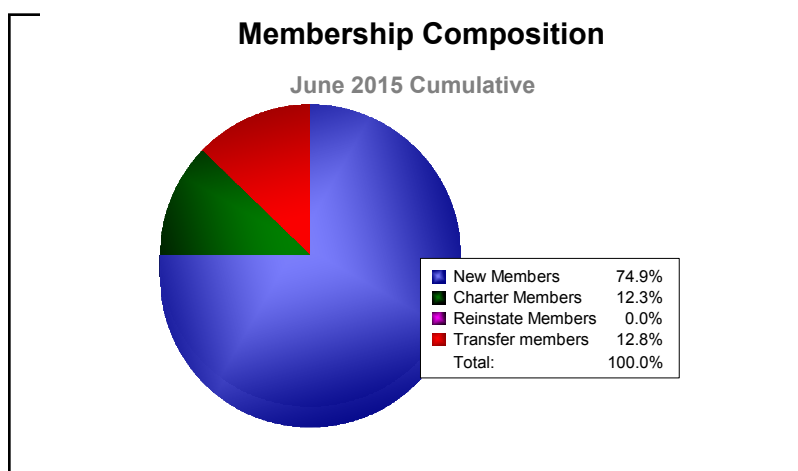
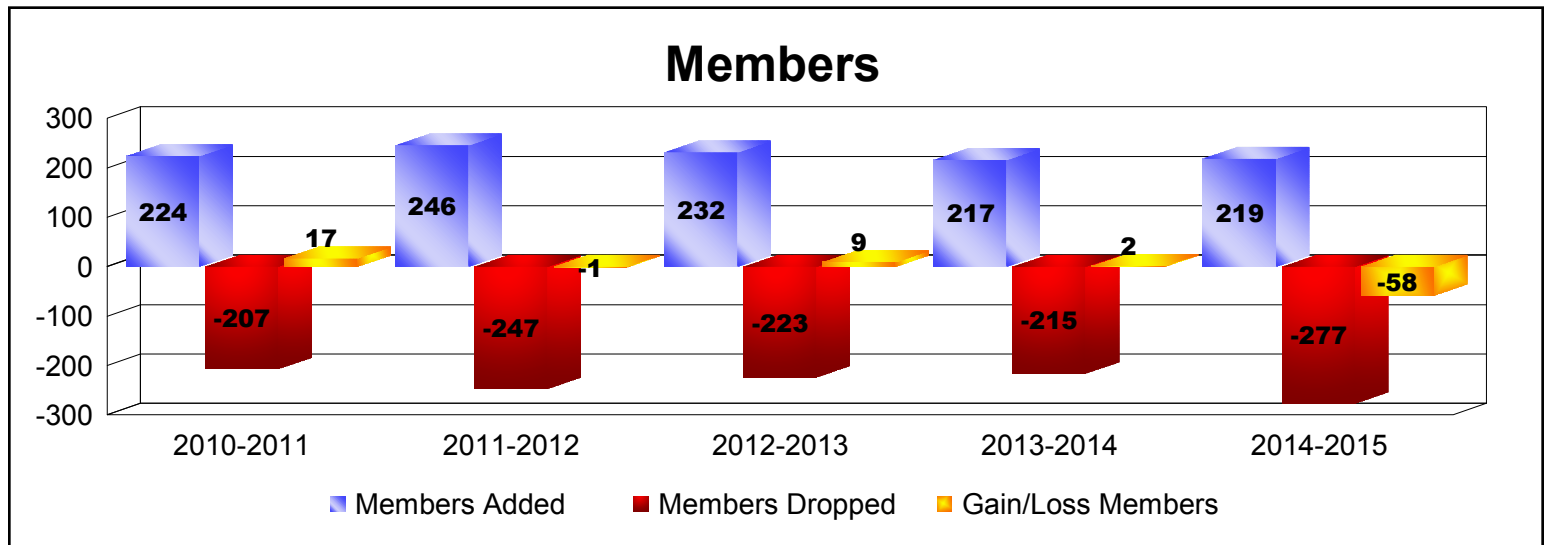
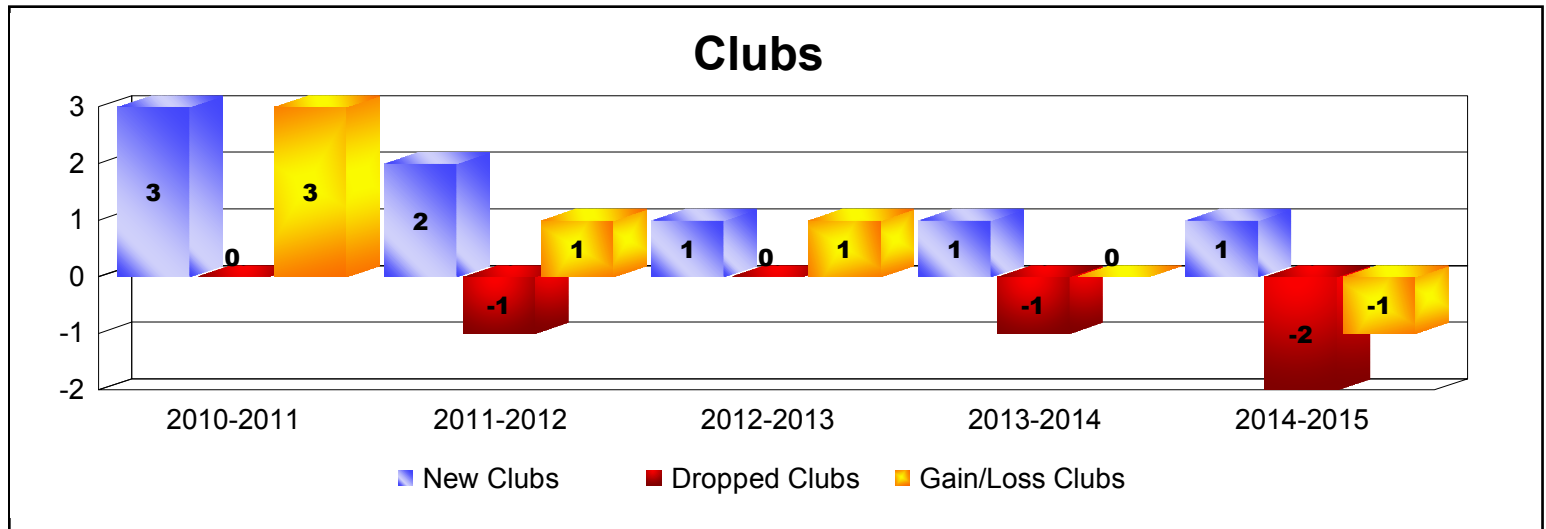


Year	New Clubs	Dropped Clubs	Gain/ Loss Clubs	New Members	Charter Members	Reinstate Members	Transfer Members	Total Member Added	Total Members Dropped	Gain/ Loss Members
2010-2011	3	0	3	139	69	1	15	224	-207	17
2011-2012	2	-1	1	178	42	11	15	246	-247	-1
2012-2013	1	0	1	195	24	4	9	232	-223	9
2013-2014	1	-1	0	167	23	2	25	217	-215	2
2014-2015	1	-2	-1	164	27	0	28	219	-277	-58
Average	2	-1	1	169	37	4	18	228	-234	-6



Year	New Clubs	Dropped Clubs	Gain/ Loss Clubs	New Members	Charter Members	Reinstate Members	Transfer Members	Total Member Added	Total Members Dropped	Gain/ Loss Members
2010-2011	1	0	1	74	24	2	0	100	-42	58
2011-2012	0	0	0	6	0	1	0	7	-41	-34
2012-2013	0	0	0	41	0	0	1	42	-43	-1
2013-2014	1	0	1	52	32	0	0	84	-39	45
2014-2015	0	-1	-1	12	0	0	0	12	-68	-56
Average	0	0	0	37	11	1	0	49	-47	2

